

## Motorized Brackets RUN 400mm

They allow an immediate setting of the photocell height according to the installed punch.  
Manageable through CNC and barcode scanner reading device.

- Immediate adjustment
- Great range of movement
- Suitable for any type of machine

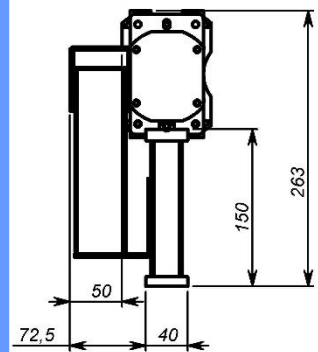
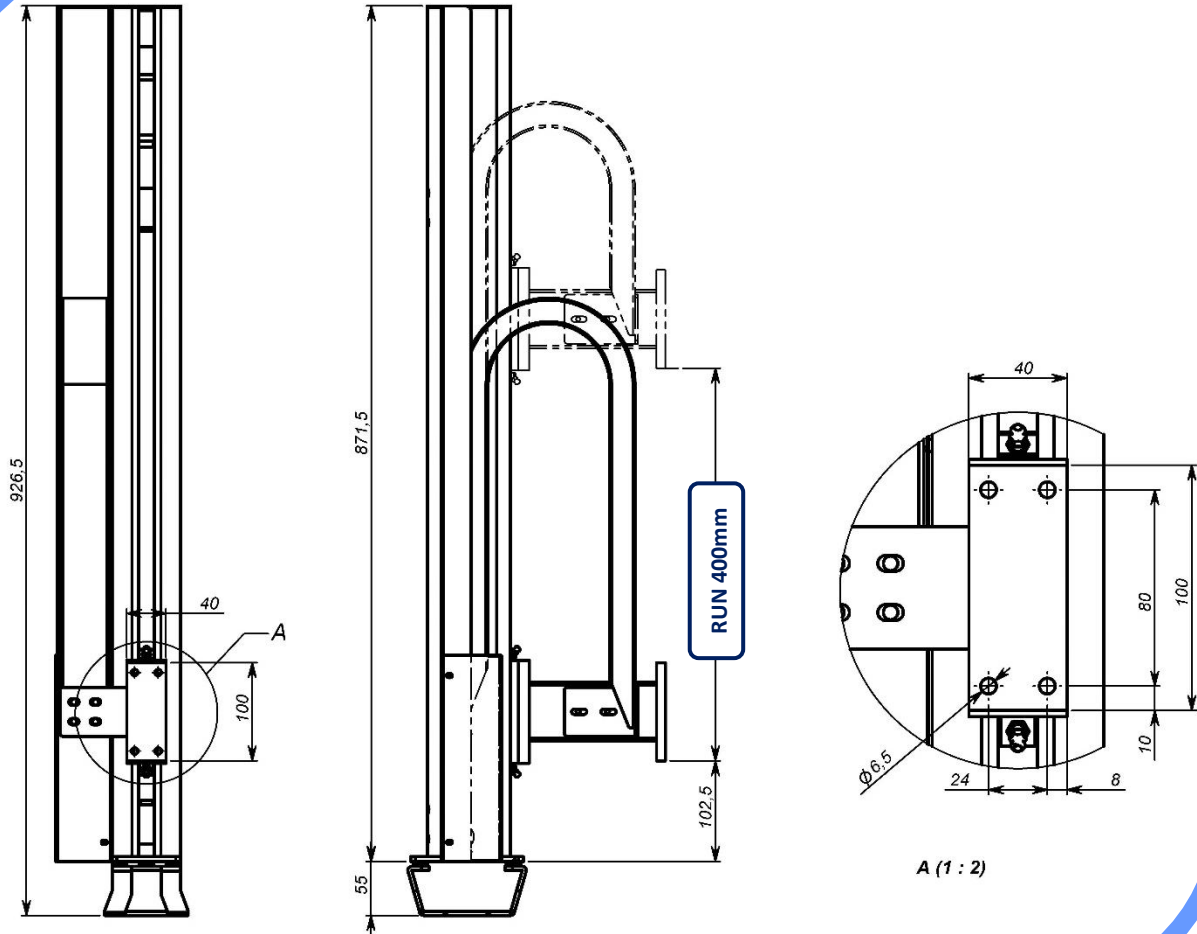




TRIVENETA SISTEMI

# Automatic Brackets

COD. 004 400



## TRIVENETA IMPIANTI S.r.l.

Administrative Headquarters: Via Scopella, 22 - 37060 Castel d'Azzano VR - Italy

Operational Headquarters: Via Bovolino, 18/B - 37060 Buttapietra VR - Italy

Phone: +39 045 518 747 - Fax +39 045 854 56 05 - Web Site: [www.trivenetaimpianti.com](http://www.trivenetaimpianti.com) - Email: [sales@trivenetaimpianti.com](mailto:sales@trivenetaimpianti.com)

## Motorized Brackets RUN 600mm

They allow an immediate setting of the photocell height according to the installed punch.  
Manageable through CNC and barcode scanner reading device.

- Immediate adjustment
- Great range of movement
- Suitable for any type of machine



### TRIVENETA IMPIANTI S.r.l.

Administrative Headquarters: Via Scopella, 22 - 37060 Castel d'Azzano VR - Italy

Operational Headquarters: Via Bovolino, 18/B - 37060 Buttapietra VR - Italy

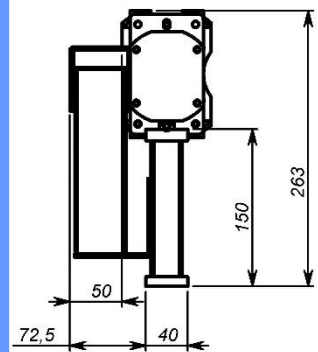
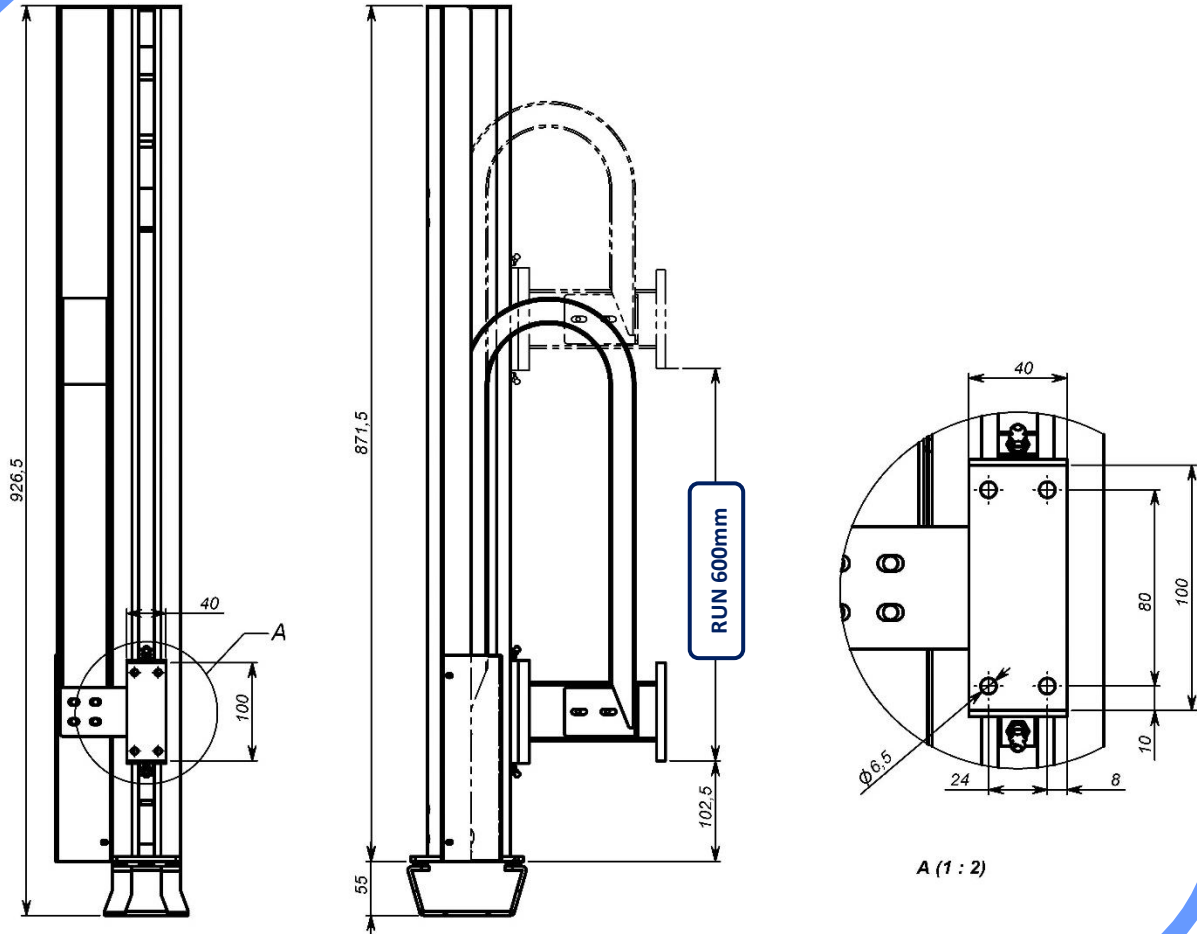
Phone: +39 045 518 747 - Fax +39 045 854 56 05 - Web Site: [www.trivenetaimpianti.com](http://www.trivenetaimpianti.com) - Email: [sales@trivenetaimpianti.com](mailto:sales@trivenetaimpianti.com)



TRIVENETA SISTEMI

# Automatic Brackets

COD. 004 600



## TRIVENETA IMPIANTI S.r.l.

Administrative Headquarters: Via Scopella, 22 - 37060 Castel d'Azzano VR - Italy

Operational Headquarters: Via Bovolino, 18/B - 37060 Buttapietra VR - Italy

Phone: +39 045 518 747 - Fax +39 045 854 56 05 - Web Site: [www.trivenetaimpianti.com](http://www.trivenetaimpianti.com) - Email: [sales@trivenetaimpianti.com](mailto:sales@trivenetaimpianti.com)

## Motorized Brackets RUN 800mm

They allow an immediate setting of the photocell height according to the installed punch.  
Manageable through CNC and barcode scanner reading device.

- Immediate adjustment
- Great range of movement
- Suitable for any type of machine

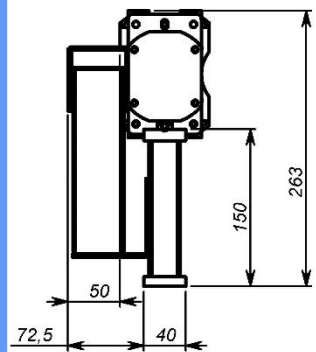
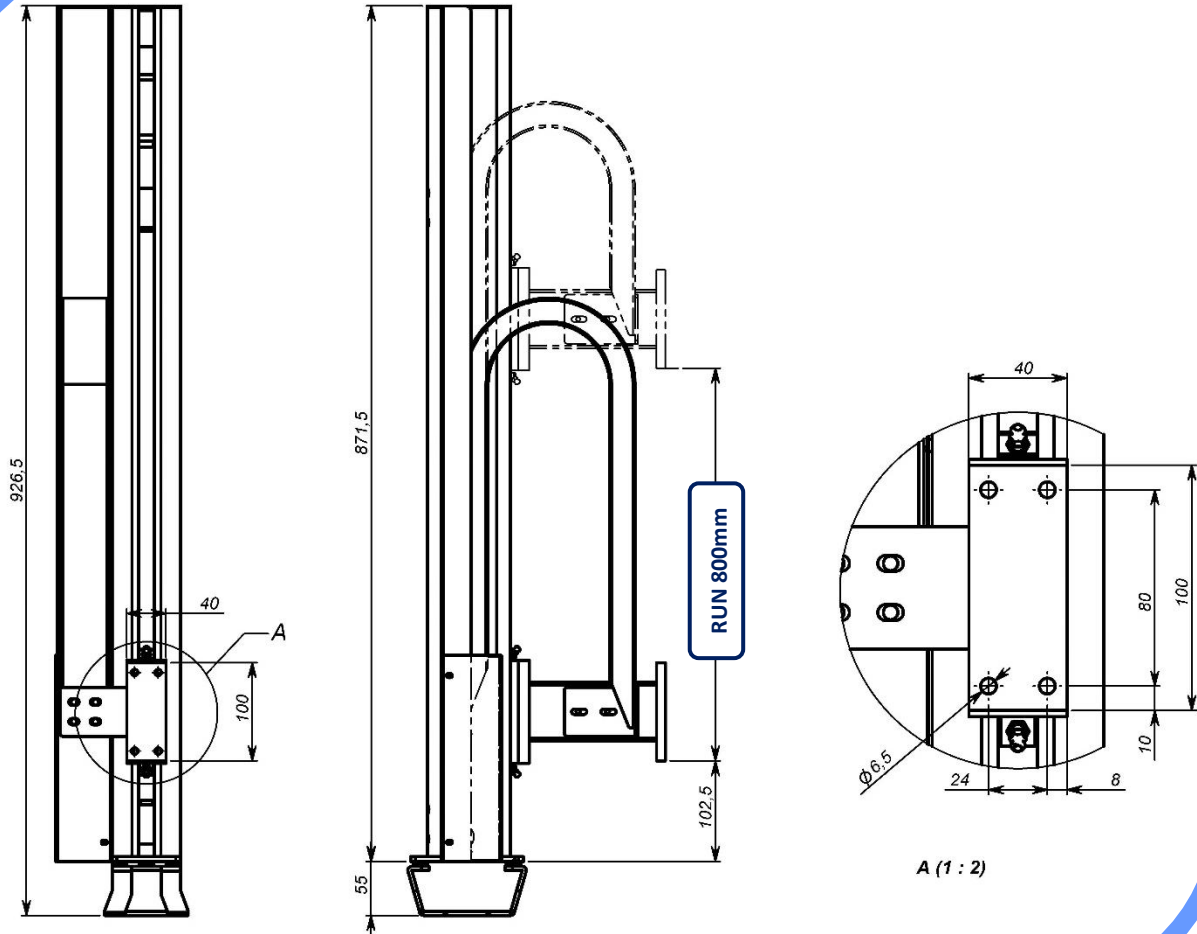




TRIVENETA SISTEMI

# Automatic Brackets

COD. 004 800



## TRIVENETA IMPIANTI S.r.l.

Administrative Headquarters: Via Scopella, 22 - 37060 Castel d'Azzano VR - Italy

Operational Headquarters: Via Bovolino, 18/B - 37060 Buttapietra VR - Italy

Phone: +39 045 518 747 - Fax +39 045 854 56 05 - Web Site: [www.trivenetaimpianti.com](http://www.trivenetaimpianti.com) - Email: [sales@trivenetaimpianti.com](mailto:sales@trivenetaimpianti.com)

## Motorized Brackets RUN 1000mm

They allow an immediate setting of the photocell height according to the installed punch.  
Manageable through CNC and barcode scanner reading device.

- Immediate adjustment
- Great range of movement
- Suitable for any type of machine



### TRIVENETA IMPIANTI S.r.l.

Administrative Headquarters: Via Scopella, 22 - 37060 Castel d'Azzano VR - Italy

Operational Headquarters: Via Bovolino, 18/B - 37060 Buttapietra VR - Italy

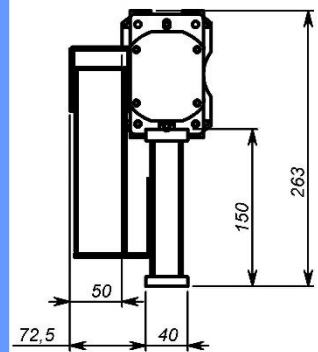
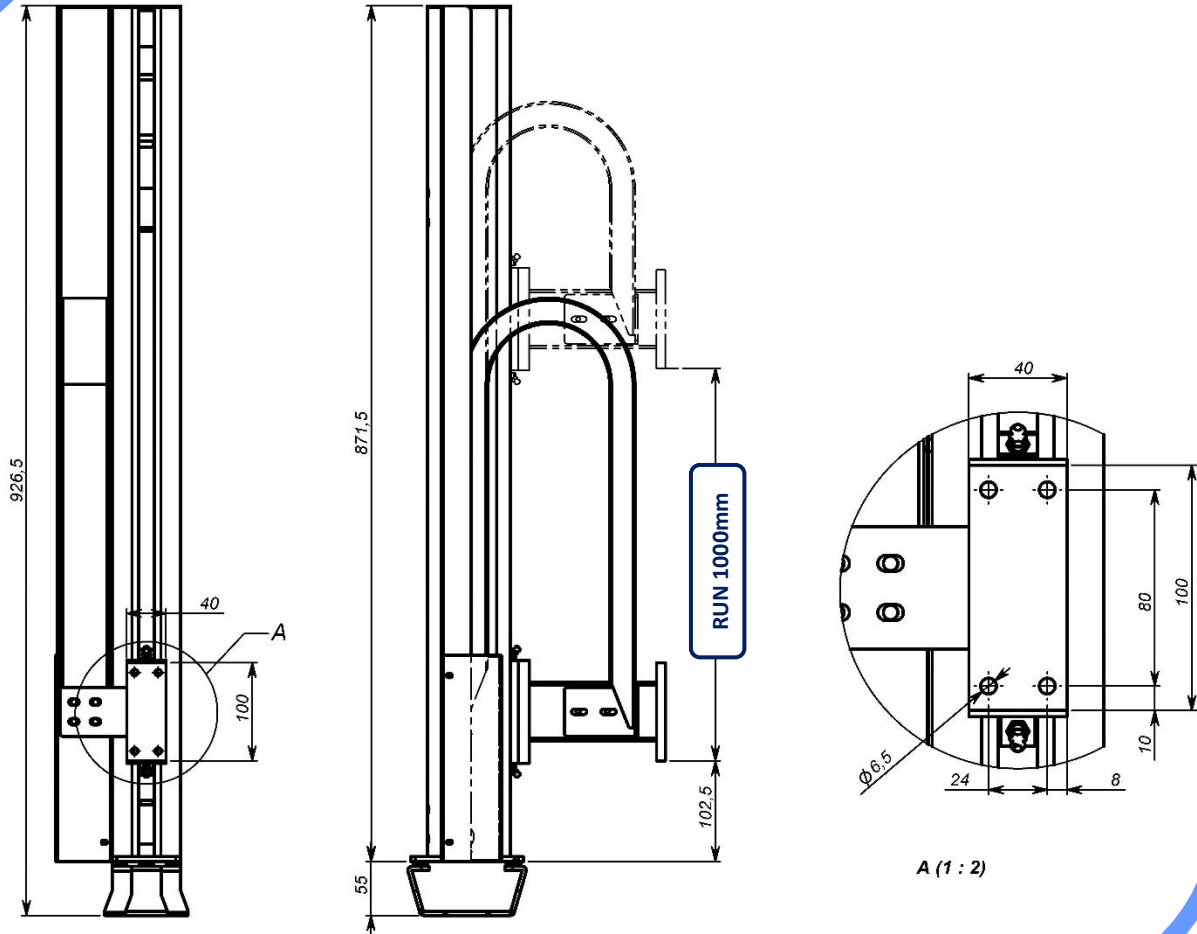
Phone: +39 045 518 747 - Fax +39 045 854 56 05 - Web Site: [www.trivenetaimpianti.com](http://www.trivenetaimpianti.com) - Email: [sales@trivenetaimpianti.com](mailto:sales@trivenetaimpianti.com)



TRIVENETA SISTEMI

# Automatic Brackets

COD. 004 1000



## TRIVENETA IMPIANTI S.r.l.

Administrative Headquarters: Via Scopella, 22 - 37060 Castel d'Azzano VR - Italy

Operational Headquarters: Via Bovolino, 18/B - 37060 Buttapietra VR - Italy

Phone: +39 045 518 747 - Fax +39 045 854 56 05 - Web Site: [www.trivenetaimpianti.com](http://www.trivenetaimpianti.com) - Email: [sales@trivenetaimpianti.com](mailto:sales@trivenetaimpianti.com)

**The first complete kit with a motorized bracket ready to be installed and which already includes everything necessary for operation on your machine.**


Kit Motorized Bracket includes these components:

- Motorized bracket with integrated command button and switches
- Drive Hiwin with connectors
- 10m alimentation cable
- 10m connection cable



## KIT COMPONENTS AND FUNCTIONING

One motorized bracket



Integrated command button and switches

Drive with connectors



10m connection and alimentation cables



Take a look at the motorized bracket's functioning step by step by watching the video that illustrates it.

Scan the QR code if you have received this paper brochure or click on it if you are viewing the PDF file.

**The first complete kit of self-aligning motorized brackets without numerical control.**  
Our kit is ready to install and includes everything needed for operation.

Kit Motorized Bi-Bracket includes the following components:



- Nr. 2 Motorized self-aligning brackets with integrated command buttons and switches
- Nr. 2 Drive Hiwin with connectors (one each bracket)
- Nr. 2 10m alimentation cables (one each bracket)
- Nr. 2 10m connection cables (one each bracket)




Take a look at the motorized bracket's functioning step by step by watching the video that illustrates it. **Scan the QR code** if you have received this paper brochure or **click on it** if you are viewing the PDF file.

## KIT COMPONENTS:

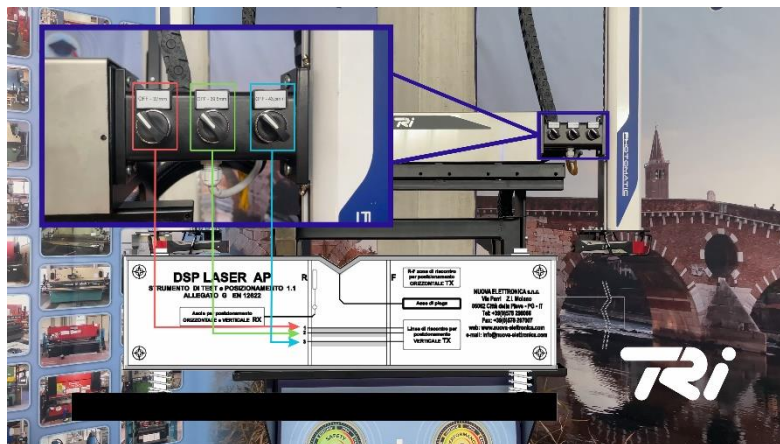
Two motorized brackets with command buttons and switches



10m right bracket cables  
(connection and alimention)



10m left bracket cables  
(connection and alimention)



Two drive with connectors  
(one each bracket)